Electrolux
Installation

DE EN FR IT

Electrolux

DE Montageanleitung

Achtung! Lesen Sie vor Beginn der Montage die Sicherheitshinweise in der Gebrauchsanleitung.

EN Installation Instruction

Warning! Before proceeding with installation, read the safety information in the User Manual.

FR Instructions d'installation

Avertissement ! Veuillez lire les consignes de sécurité que contient la notice d'utilisation avant d'installer l'appareil.

IT Istruzioni di installazione

Avvertenza! Prima di procedere all'installazione, leggere le istruzioni di sicurezza contenute nel Libretto Istruzioni.

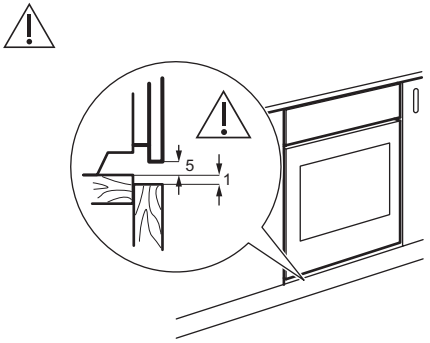

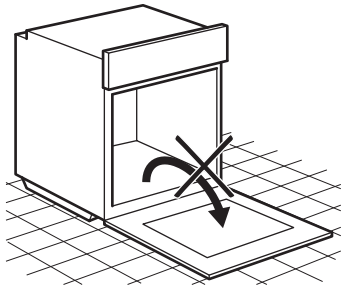

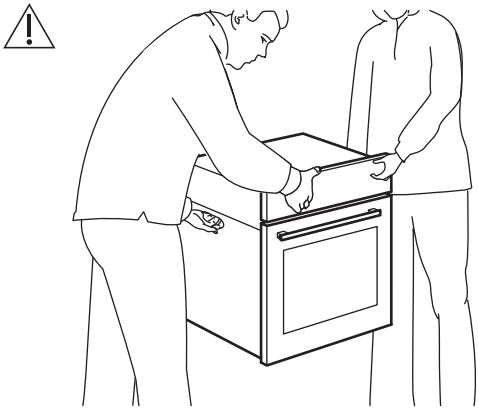

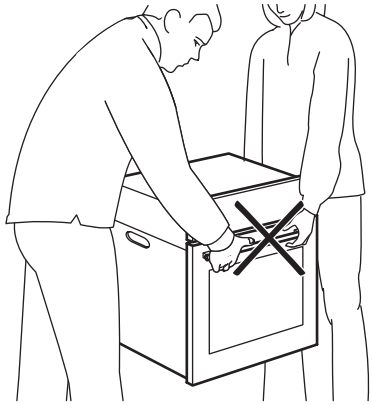

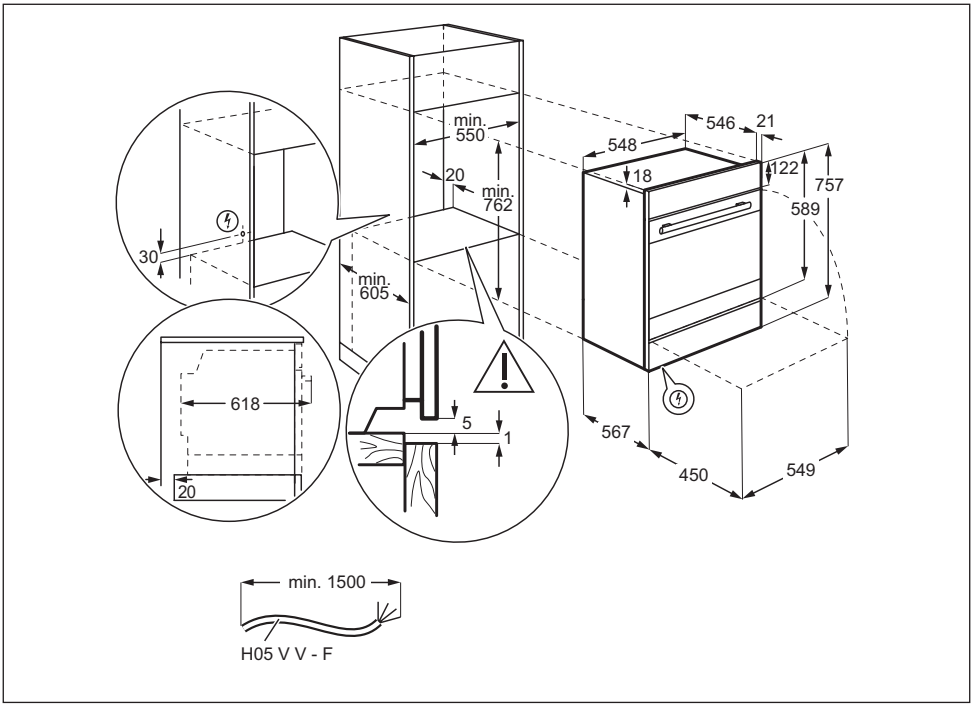
min.
550
20
min.
762
min.
605
30
618
20
5
1
546
21
548
18
122
757
589
567
450
549
min. 1500
H05 V V - F

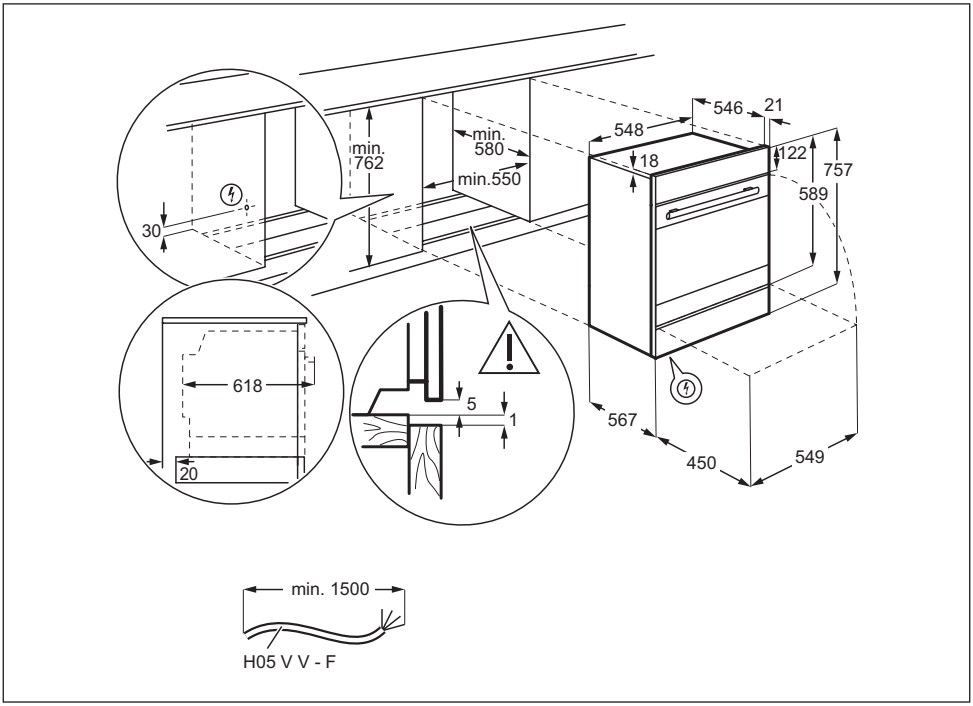
min.
762
min.
580
min.550
30
618
20
5
1
546
21
548
18
122
757
589
567
450
549
min. 1500
H05 V V - F

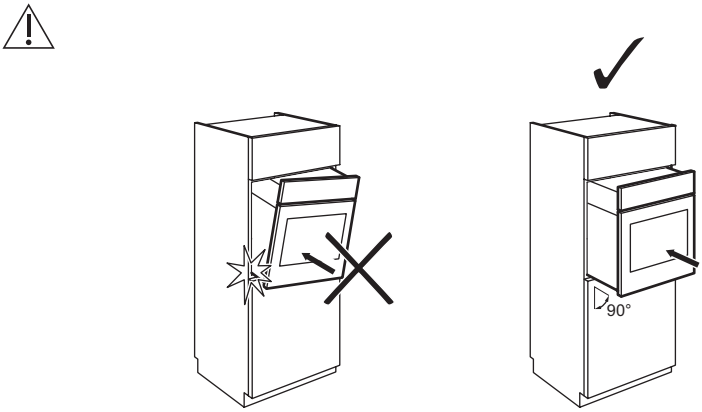
90°

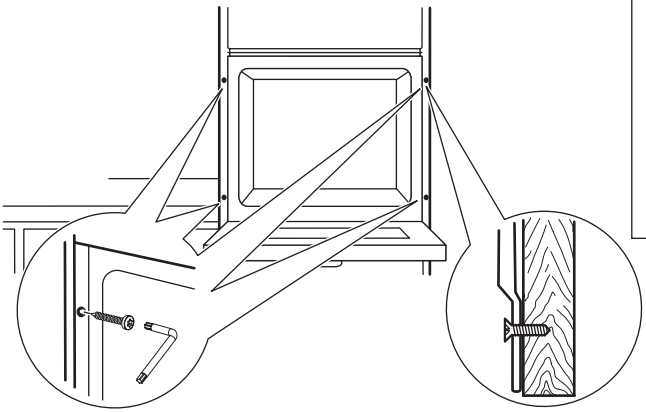

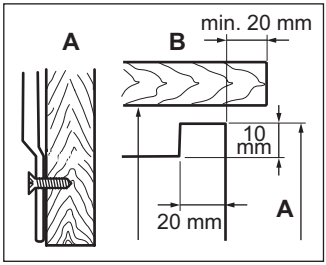
A
B
min. 20 mm
10
mm
20 mm
A

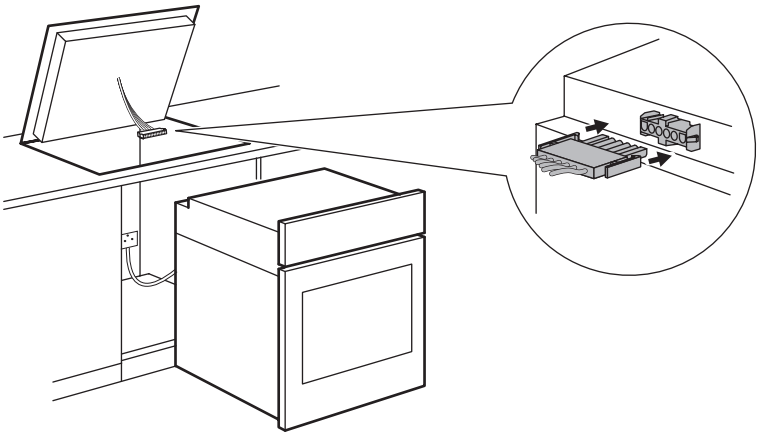

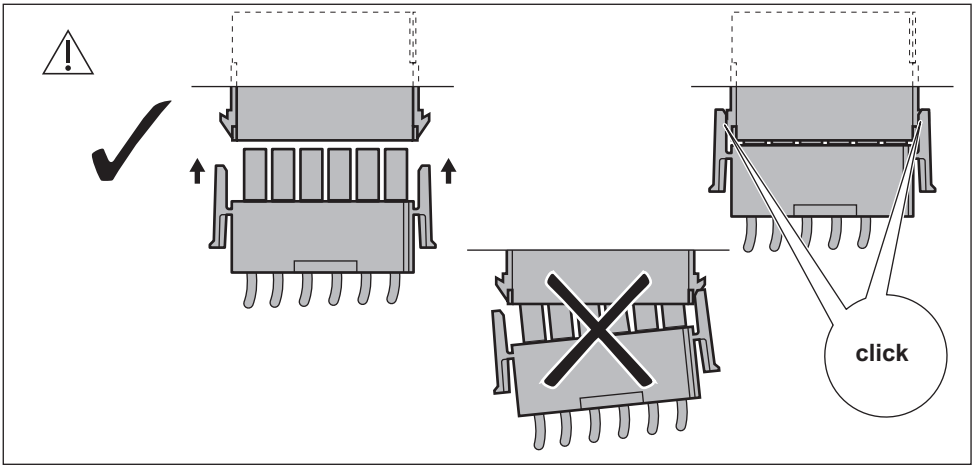
click

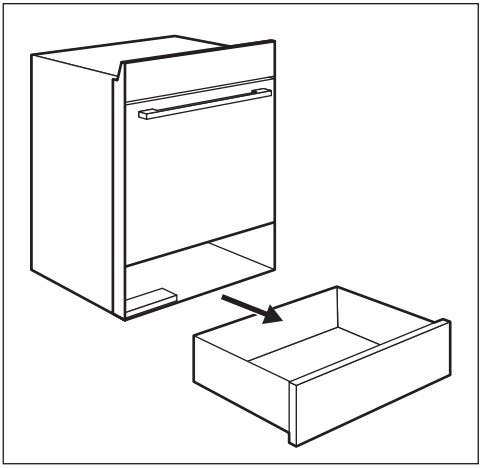

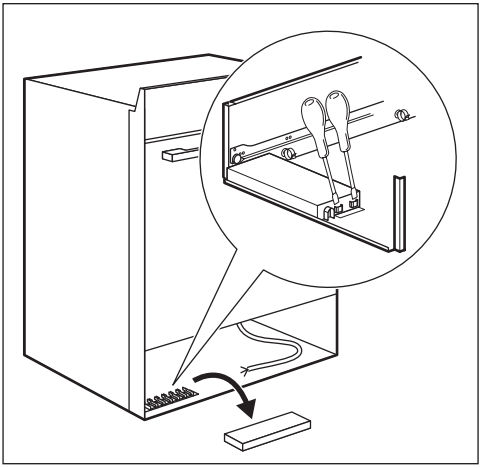

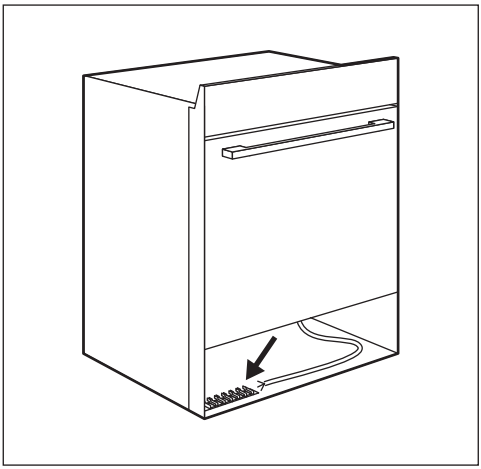

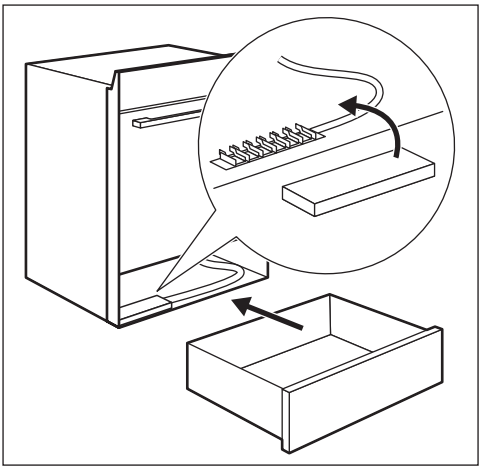

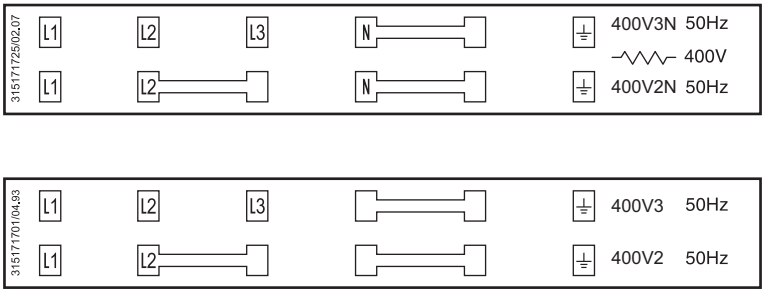
315171725/02.07
L1
L2
L3
N
400V3N 50Hz
400V
L1
L2
N
400V2N 50Hz
315171701/04.93
L1
L2
L3
400V3 50Hz
L1
L2
400V2 50Hz

DE **Achtung:** Das neue Gerät darf nur von einem eingetragenen Experten montiert und angeschlossen werden.

Bitte halten Sie diese Verpflichtung ein. Anderenfalls entfällt bei auftretenden Schäden der Garantieanspruch.

Sicherheitshinweise für den Installateur

- In der elektrischen Installation ist eine Einrichtung vorzusehen, die es ermöglicht, das Gerät mit einer Kontaktöffnungsweite von min. 3 mm allpolig vom Netz zu trennen.
- Als geeignete Trennvorrichtung gelten z.B. Ausschalter, Sicherungen (Schraubsicherungen sind aus der Fassung herauszunehmen), Fehlerstrom-Schutzeinrichtungen und Schütze.
- Der Berührungsschutz muss durch die Montage gewährleistet sein.
- Die Standsicherheit des Einbaugeräts muss DIN 68930 entsprechen.
- Einbau-Backöfen und -Kochfelder verfügen über spezielle Anschlusssysteme. Aus Sicherheitsgründen dürfen sie nur mit Geräten des gleichen Herstellers kombiniert werden.

EN **Attention:** The new appliance may only be installed and connected by a registered expert.

Please comply with this. If you do not, any damage resulting is not covered by the warranty.

Safety information for the installer

- The electrical installation is to be set up so that the appliance can be isolated from the mains with a minimum 3 mm all-pole contact separation.
- Suitable separation devices include e.g. cut-outs, fuses (screw fuses are to be taken out of the holder), RCD's and contactors.
- Anti-shock protection must be provided by the installation.
- The built-in unit must meet the stability requirements of DIN 68930.
- Built-in ovens and built-in cooking surfaces are fitted with special connection systems. For safety reasons, they must only be combined with appliances from the same manufacturer.

FR **Attention :** Le montage et le branchement de l'appareil sont du ressort exclusif de spécialistes agréés.

Veuillez respecter ces consignes. Dans le cas contraire, tout dommage dû à leur non-respect ne sera pas pris en compte par la garantie.

Consignes de sécurité pour l'installateur

- Lors de l'installation électrique, le branchement au secteur doit s'effectuer par le biais d'un dispositif à coupure omnipolaire ayant une distance d'ouverture des contacts d'au moins 3 mm afin que l'appareil puisse être isolé du courant secteur.
- Sont considérés appropriés des dispositifs d'isolement tels que disjoncteurs, fusibles (dévisser les fusibles de leur socle), disjoncteurs différentiels et contacteurs.
- La protection contre les chocs accidentels doit être assurée par l'installation.
- La stabilité de l'élément encastré doit être conforme à la norme DIN 68930.
- Les fours et plaques de cuisson encastrables sont équipés de connexions particulières. Par mesure de sécurité, vous devez uniquement les associer à des appareils du même fabricant.

IT **Attenzione:** La nuova apparecchiatura deve essere installata e collegata esclusivamente da personale qualificato.

Si prega di osservare questa indicazione, poiché in caso contrario si estingue qualsiasi diritto alla garanzia per i danni insorti.

Avvertenze di sicurezza per l'installatore

- È necessario realizzare un impianto elettrico in modo tale da poter isolare l'apparecchiatura dalla rete elettrica con una distanza minima di 3 mm tra contatti onnipolari.
- Dispositivi di separazione adatti includono: interruttori automatici, fusibili (i fusibili a vite devono essere tolti dal supporto), interruttori differenziali e contattori.
- La protezione contro il contatto diretto deve essere garantita dal tipo di installazione.
- La stabilità del mobile da incasso deve essere conforme alla norma DIN 68930.
- I forni e i piani cottura integrati sono provvisti di sistemi di collegamento speciali. Per motivi di sicurezza, è opportuno abbinare esclusivamente apparecchiature dello stesso costruttore.

electrolux.com

867343934-A-512017